

AUSTRIAN POST Investor Presentation Q1 2024



June 2024





1. Highlights and Overview



2. Strategy Implementation

3. Group Results Q1 2024

4. Outlook

AUSTRIAN POST AT A GLANCE



Mail

- Letter Mail
- Direct Mail
- Newspapers & Magazines

Revenue 2023:
EUR 1,190m



Parcel & Logistics

- Parcels & Express
- Fulfilment & Cash Transport
- E-Commerce Services

Revenue 2023:
EUR 1,417m



Retail & Bank

- Branch & Financial Services
- Customer Services

Revenue 2023:
EUR 169m



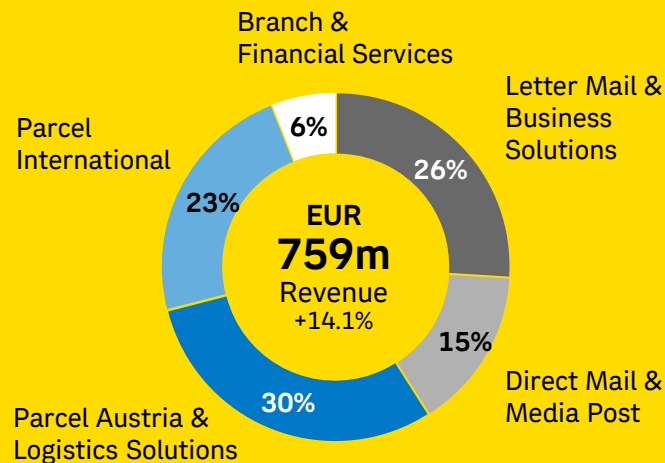
Group

Revenue 2023: EUR 2,741m

EBITDA 2023: EUR 392m

EBIT 2023: EUR 190m

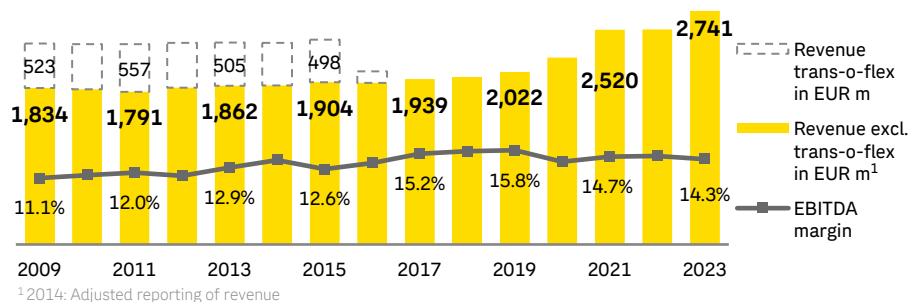
Revenue mix Q1 2024



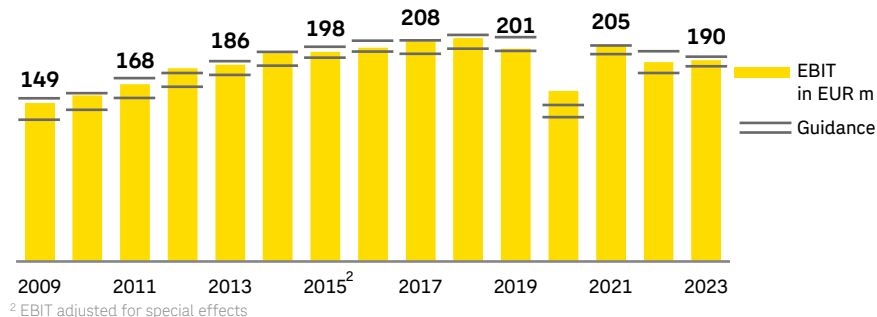
SUCCESSFUL DEVELOPMENT AS PART OF A CLEAR CAPITAL MARKET POSITIONING



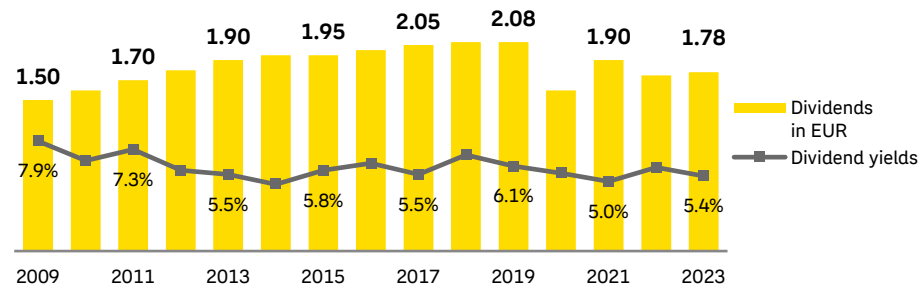
Profitable growth business model



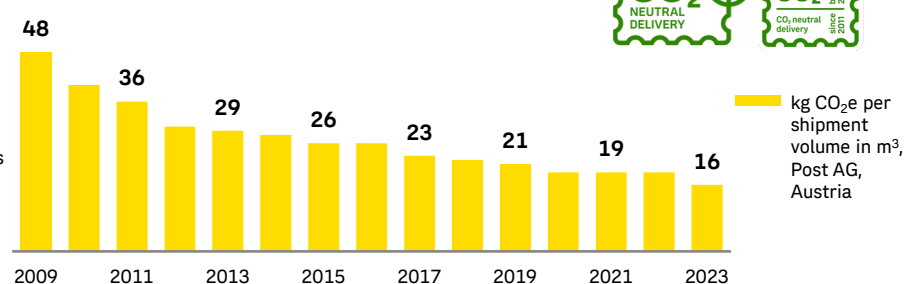
Reliability ("Promise & Deliver")



Attractive dividend policy



Decarbonisation of logistics

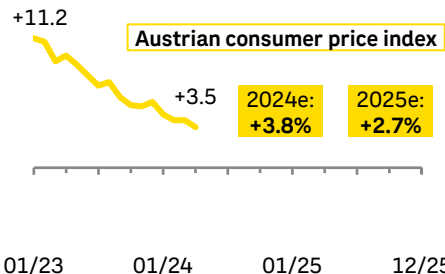


CHALLENGING MARKET ENVIRONMENT REQUIRES STRICT MANAGEMENT

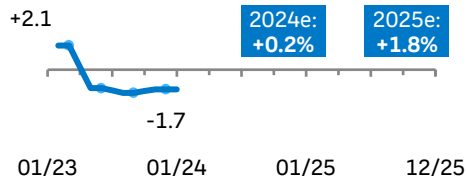


- Structural decline of letter mail and direct mail volumes
- Weak economy negatively impacts retail sector and consumer purchasing power in Austria

Year-on-year change (%)



Real GDP in Austria



- Cautious economic environment
- Volume growth due to good market positioning of Post: Austria +15%, Türkiye +6%, CEE/SEE +44%



- Favourable interest rate environment supports the banking business

- Price realisation in all areas is the top priority
- Cost discipline for purchased services
- Lean internal structures and processes
- CAPEX in recent years has enabled strong parcel growth
- Focus on IT integration at bank99

Source: Statistics Austria (status: May 2024), basis 2015=100; Statistics Austria (status: February 2024), WIFO forecast March 2024

STRONG DEVELOPMENT DESPITE A CHALLENGING ENVIRONMENT



Revenue

EUR 758.6m (+14.1%/+10.2% excl. Parcel Türkiye)


	Δ	Q1 2024
Mail	+2.3%	EUR 315.6m
Parcel & Logistics	+23.2%	EUR 402.9m
excl. Parcel Türkiye	+16.9%	EUR 284.7m
Parcel Türkiye	+41.4%	EUR 118.2m
Retail & Bank	+26.0%	EUR 47.2m



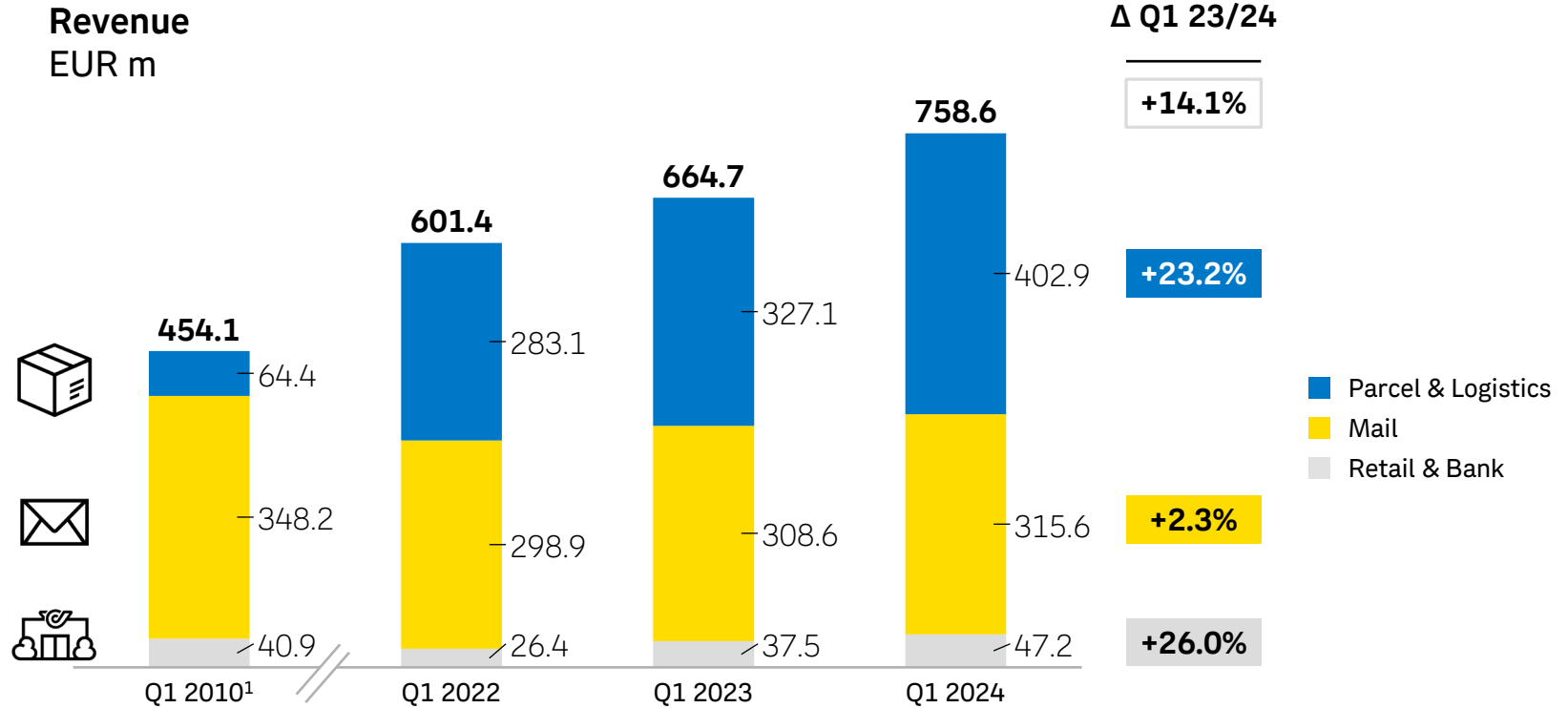
EBIT

EUR 52.4m (+11.4%)

	Q1 2023	Q1 2024
EBIT margin	7.1%	6.9%
Mail	13.2%	13.4%
Parcel & Logistics	5.1%	6.0%



STRUCTURAL CHANGE DUE TO PARCEL GROWTH



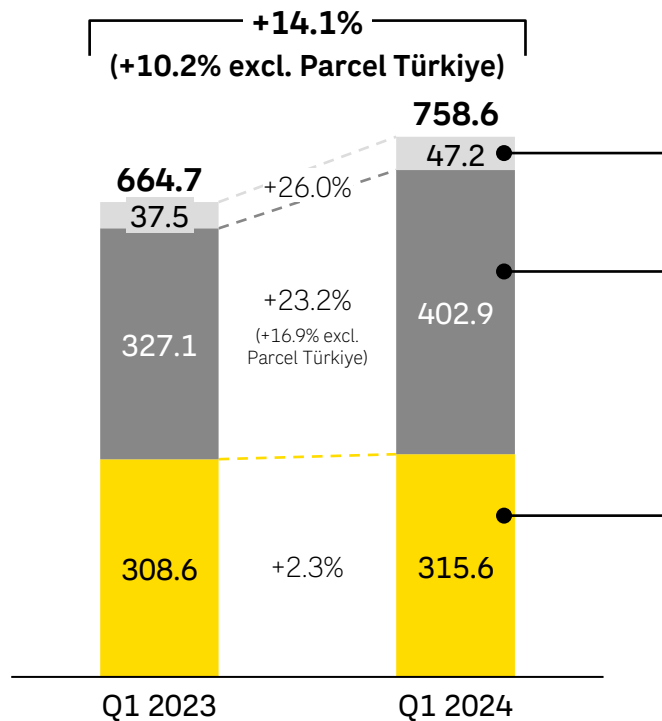
¹ Adjusted presentation - excl. trans-o-flex

POSITIVE DEVELOPMENT OF Q1 GROUP REVENUE



Revenue development

EUR m



Retail & Bank

- Interest environment and customer ramp-up positively impact revenue
- Increase in Income from Financial Services to EUR 37.3m (+35.3%)

Parcel & Logistics

- Volume and revenue growth in all regions, supported by parcel volumes from Asia
- Growth in Türkiye impacted by inflation and currency developments
- Revenue: Parcel Austria +16.4% / Türkiye +41.4% / CEE/SEE +27.9%

Mail

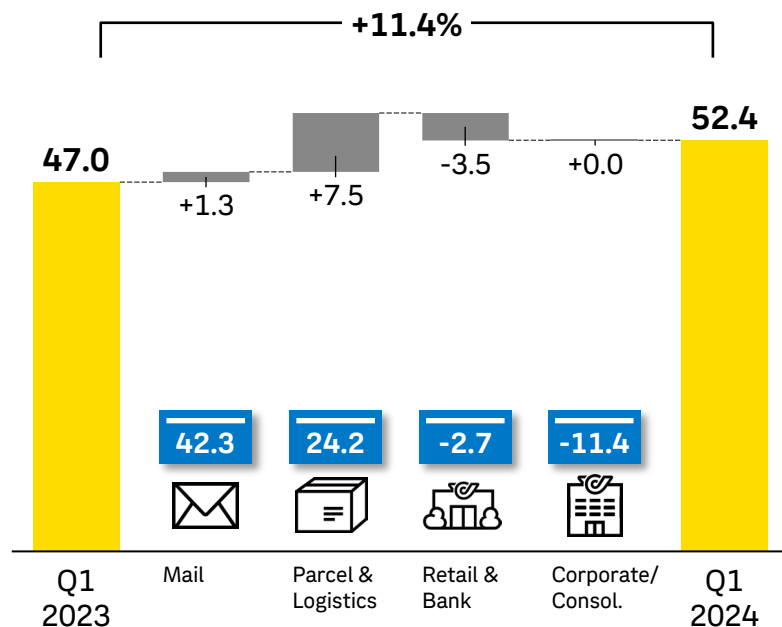
- Ongoing structural decline of letter mail and direct mail volumes
- Product and price measures have a positive impact
- Letter Mail & Business Solutions: +1.2% to EUR 200.6m
- Direct Mail & Media Post: +4.1% to EUR 114.9m

Q1 2024 GROUP RESULTS SHOW STRONG MAIL AND PARCEL BUSINESS



EBIT development

EUR m



> Mail

- Declining volumes offset by price and cost discipline
- Q1 earnings up by 3.3% to EUR 42.3m

> Parcel & Logistics

- Positive earnings development (+44.9% to EUR 24.2m in Q1)
- Improved earnings in Southeast and Eastern Europe due to volume rise
- Strong earnings contribution from Türkiye

> Retail & Bank

- Ongoing favourable interest rate environment for banks
- Q1 below previous year (Q1 from EUR 0.9m to EUR -2.7m) due to increased IT expenditures related to migration of core banking systems



1. Highlights and Overview



2. Strategy Implementation

3. Group Results Q1 2024

4. Outlook

STRATEGY OF AUSTRIAN POST: AHEAD TO THE FUTURE



1 Defending market leadership and profitability in the core business



Sustainability, diversity and customer orientation as guideline for all activities

2 Profitable growth in near markets

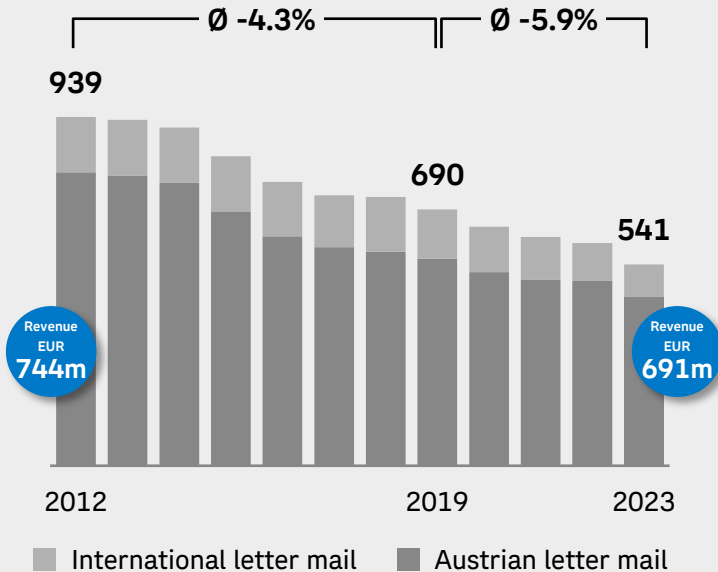


3 Development of retail and digital offerings for private customers and SMEs

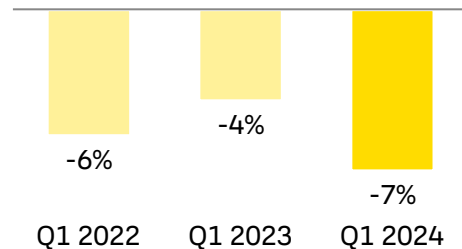
1 LETTER MAIL



Volumes Austria and International (millions of shipments)

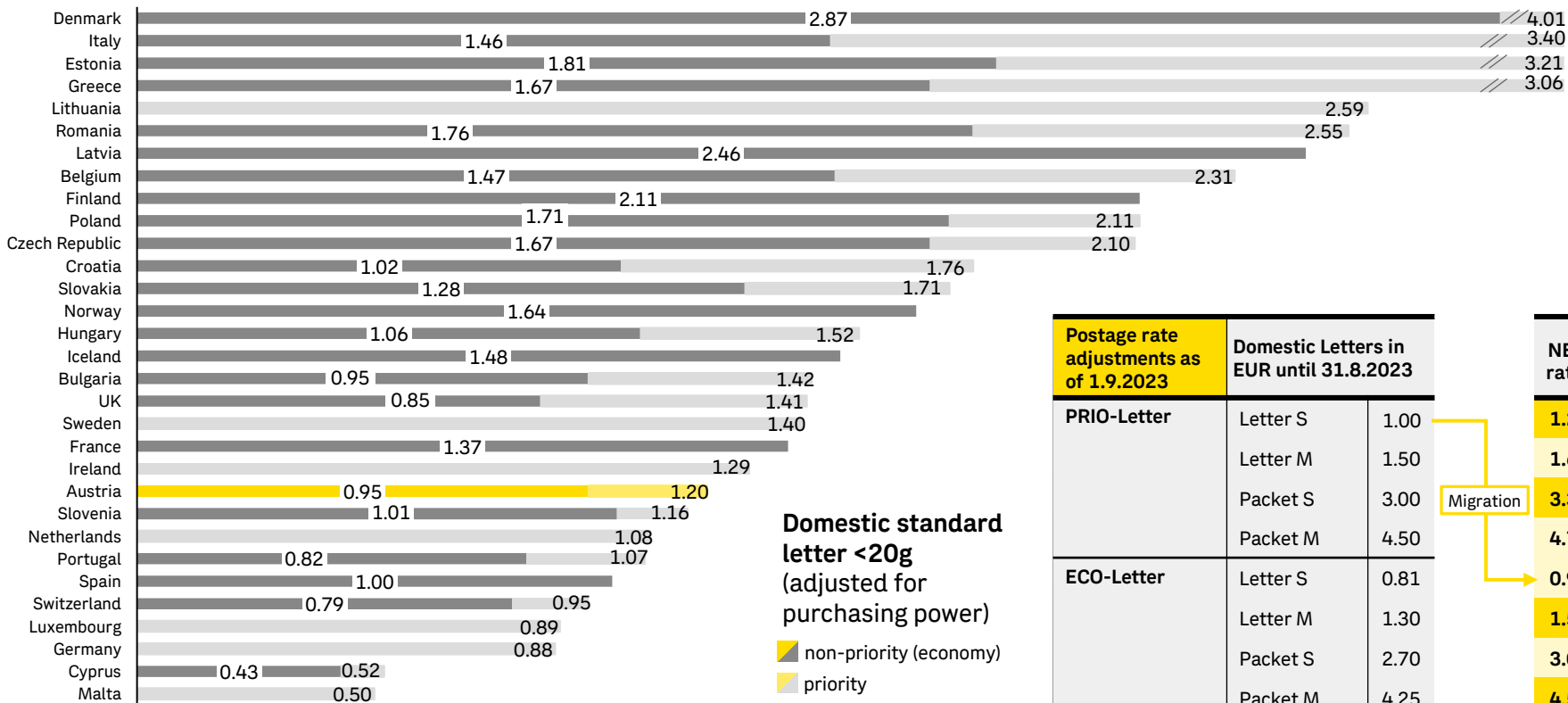


Austrian letter mail volumes in Q1 2024 (shipments adjusted on a daily basis)



- Letter mail volumes down 7% YOY
- Hardly any special mailings and/or effects in Q1
- Positive effects from elections expected over the course of the year

1 PRIORITY AND NON-PRIORITY RATES IN EUROPE




Domestic standard letter <20g (adjusted for purchasing power)

■ non-priority (economy)
■ priority

EUR, January 2024

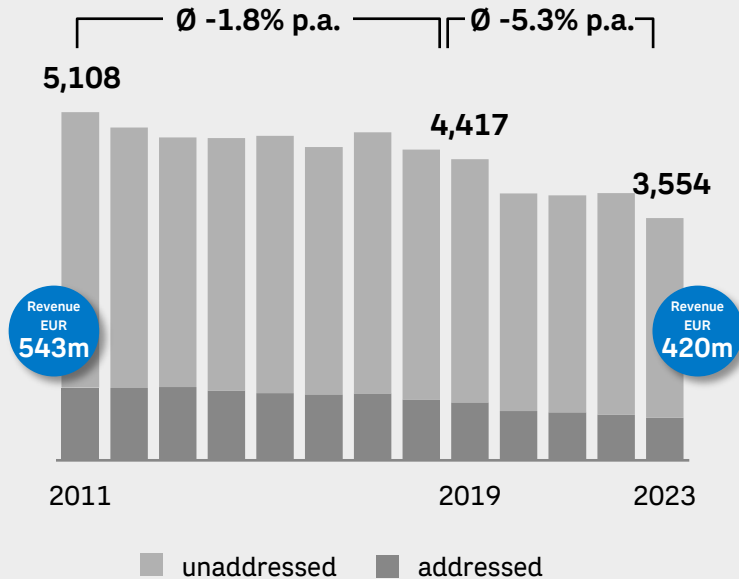
Postage rate adjustments as of 1.9.2023	Domestic Letters in EUR until 31.8.2023		NEW rates
PRIO-Letter	Letter S	1.00	1.20
	Letter M	1.50	1.65
	Packet S	3.00	3.30
	Packet M	4.50	4.75
ECO-Letter	Letter S	0.81	0.95
	Letter M	1.30	1.50
	Packet S	2.70	3.00
	Packet M	4.25	4.50



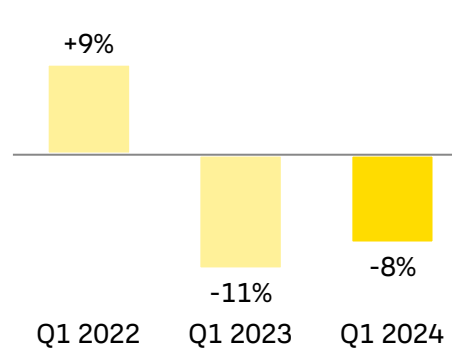
1 DIRECT MAIL/MEDIA POST IN AUSTRIA



Volumes (millions of shipments)



Direct Mail/Media Post volumes in Q1 2024 (shipments adjusted on a daily basis)

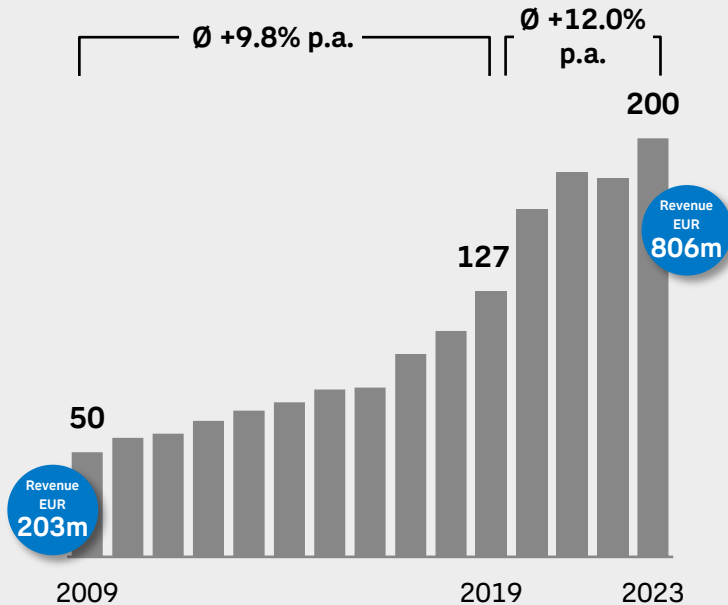


- 8% decrease in Q1 2024 Direct Mail/Media Post volumes vs. -11% in Q1 2023
- General decline in the advertising business due to structural adjustment in retail:
 - Difficulties in some areas of retail (exit of market participants)
 - Positive impact from food retail sector

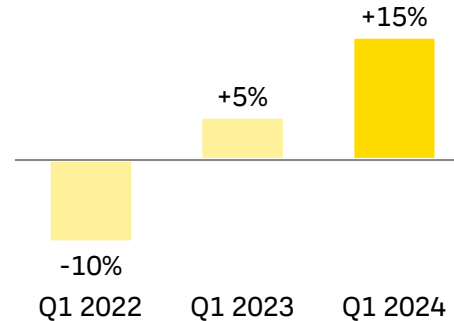
1 PARCEL BUSINESS IN AUSTRIA



Volumes (millions of shipments)



Parcel volumes in Q1 2024 (shipments adjusted on a daily basis)

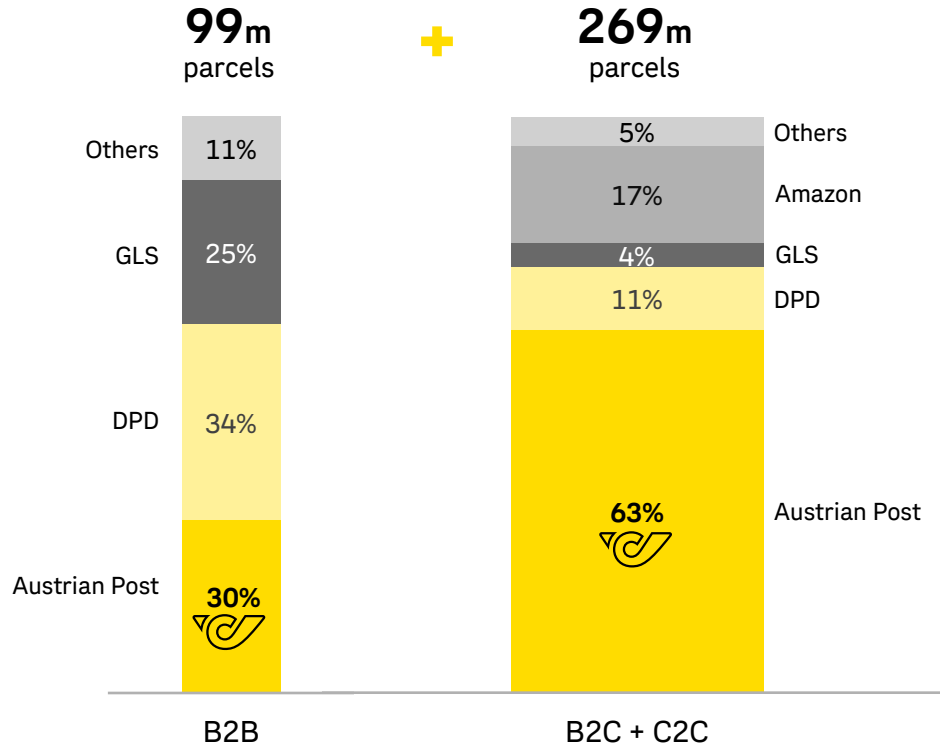


- Parcel growth in Austria up by 15% from previous year
- Disproportionately high volume growth from Asia
- High quality provided by Austrian Post ensures customer confidence

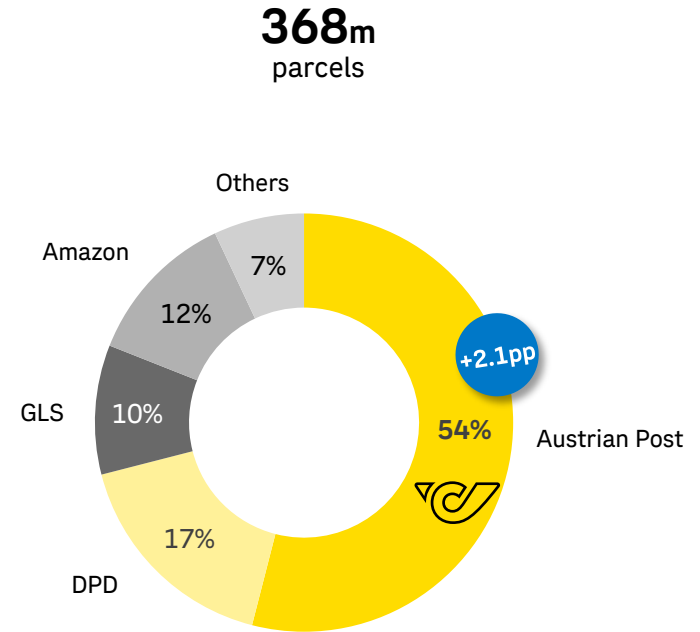
1 AUSTRIAN PARCEL MARKET IN 2023



Market shares by volume




Total market Austria

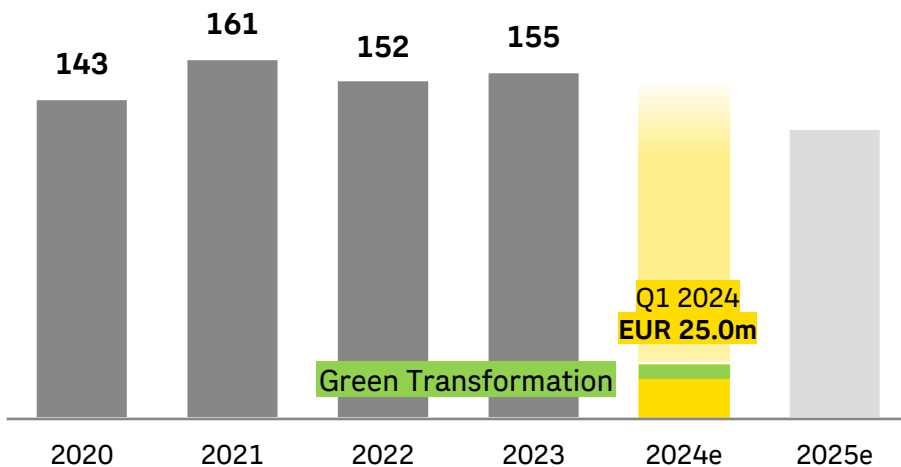


Source: BRANCHENRADAR.com Marktanalyse GmbH, February 2024

1 INVESTMENTS IN SUSTAINABLE INFRASTRUCTURE



CAPEX (EUR m)



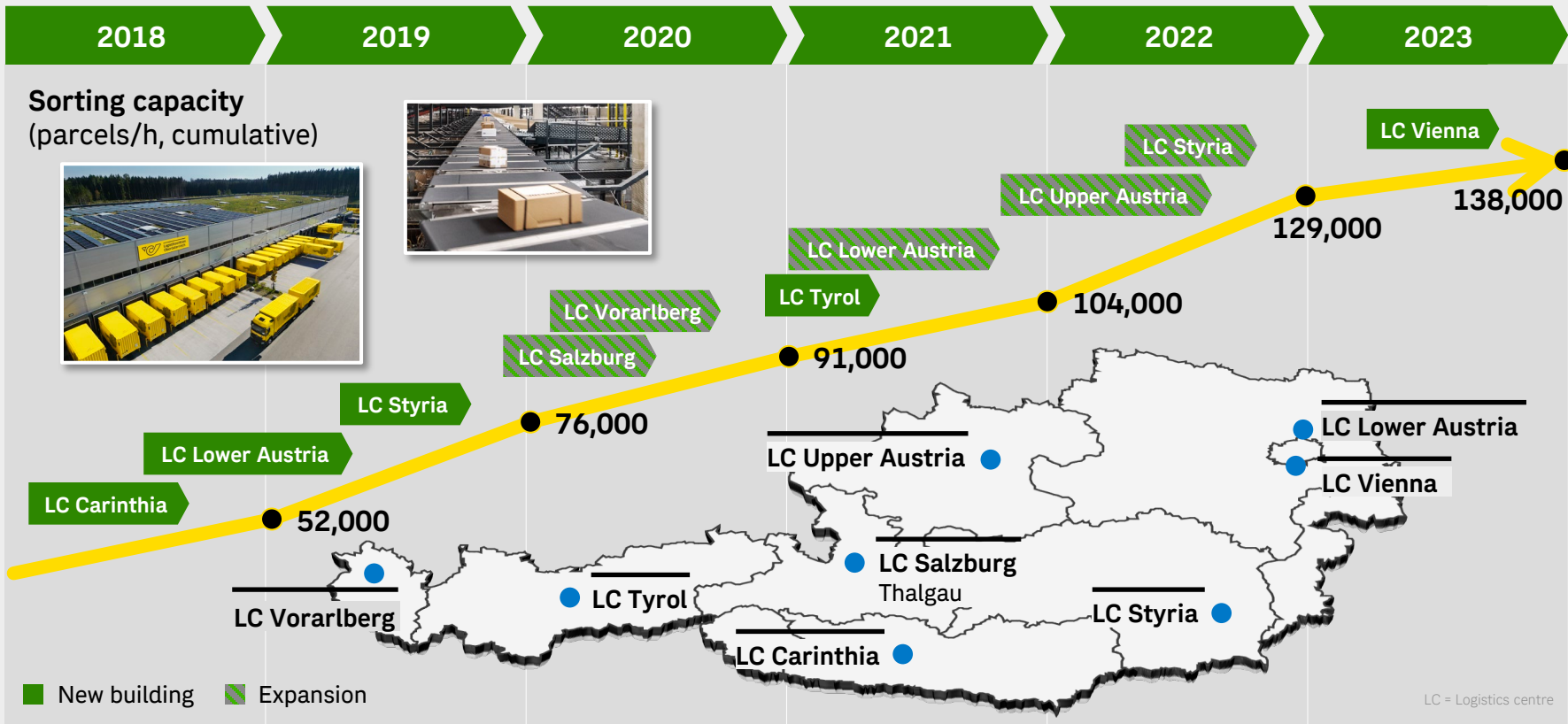
CAPEX Q1 2024

- Maintenance CAPEX of EUR 17.2m
- Growth CAPEX of EUR 7.8m
- Thereof EUR 5.6m invested in green transformation (photovoltaic systems, e-mobility, e-charging infrastructure)

CAPEX forecast 2024e

- Expected level of about EUR 140-160m
 - EUR 70-80m Maintenance CAPEX
 - EUR 40-50m Investments in green transformation
 - EUR 30m Growth CAPEX

1 EXPANSION OF AUSTRIAN LOGISTICS INFRASTRUCTURE

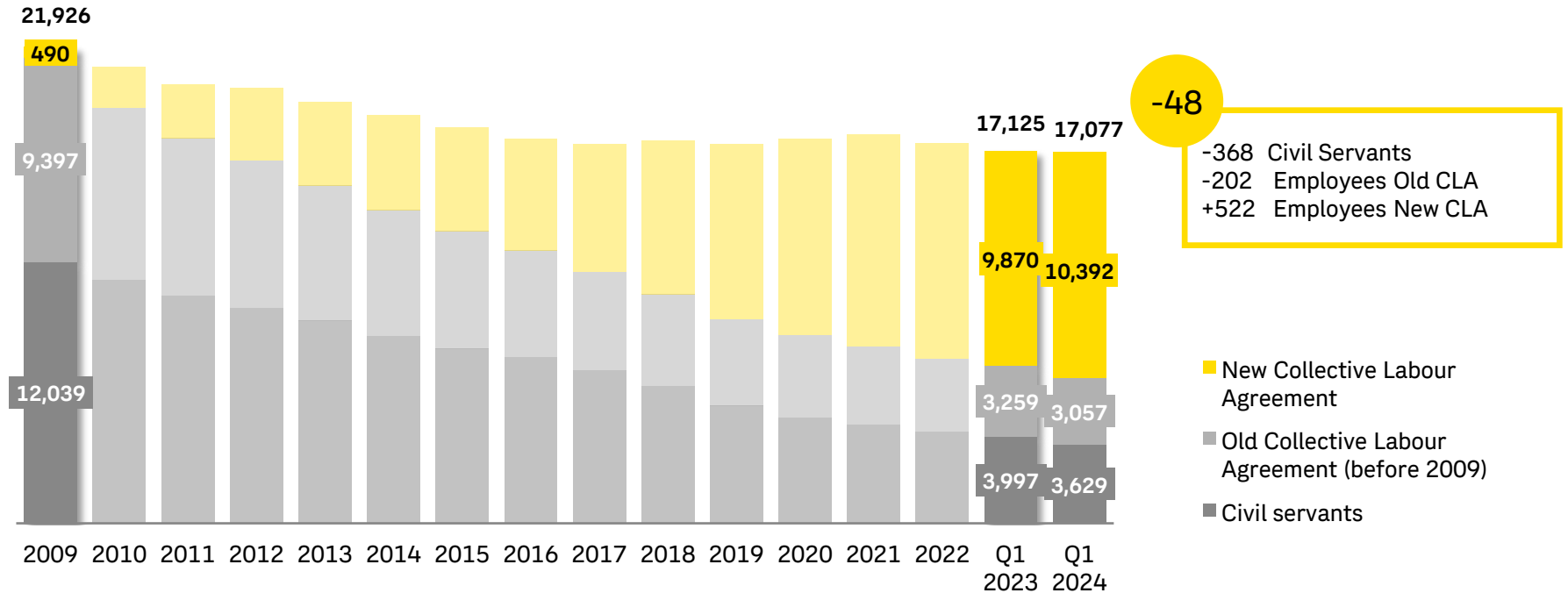


1 STAFF STRUCTURE IN AUSTRIA

Employees in the Austrian core business

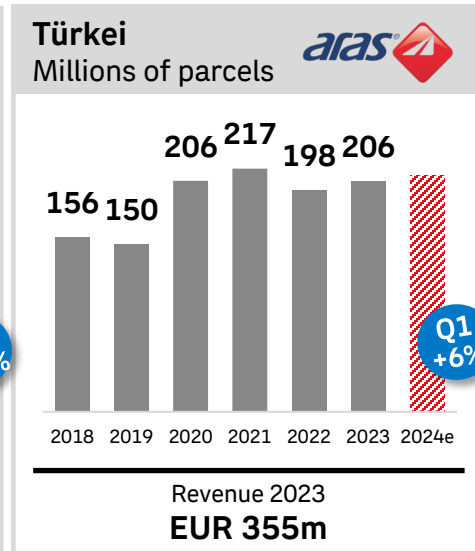
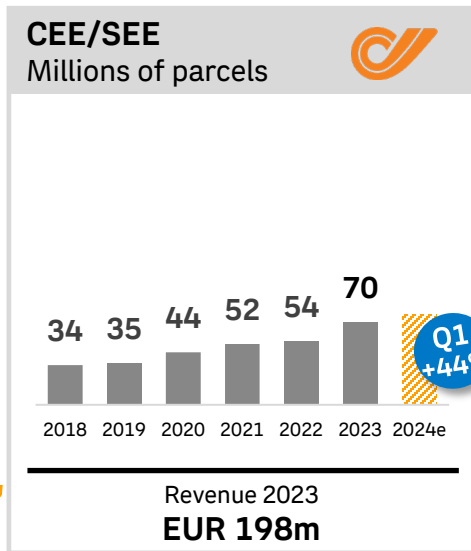
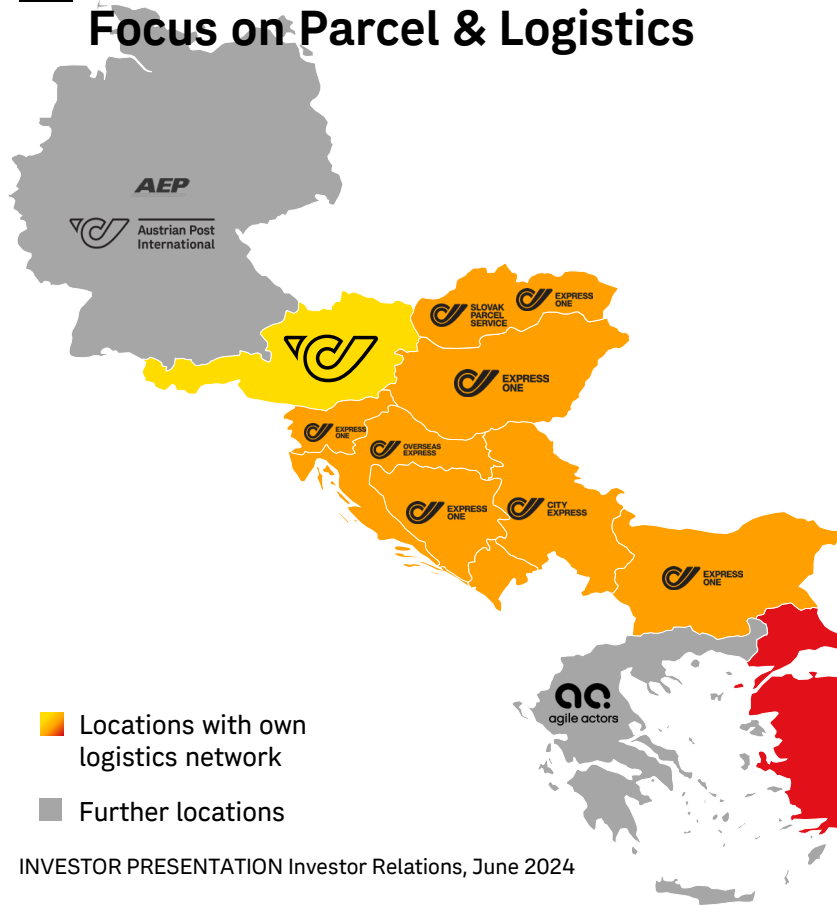


Full-time equivalents (average for the period)



2 PROFITABLE GROWTH IN NEAR MARKETS

Focus on Parcel & Logistics



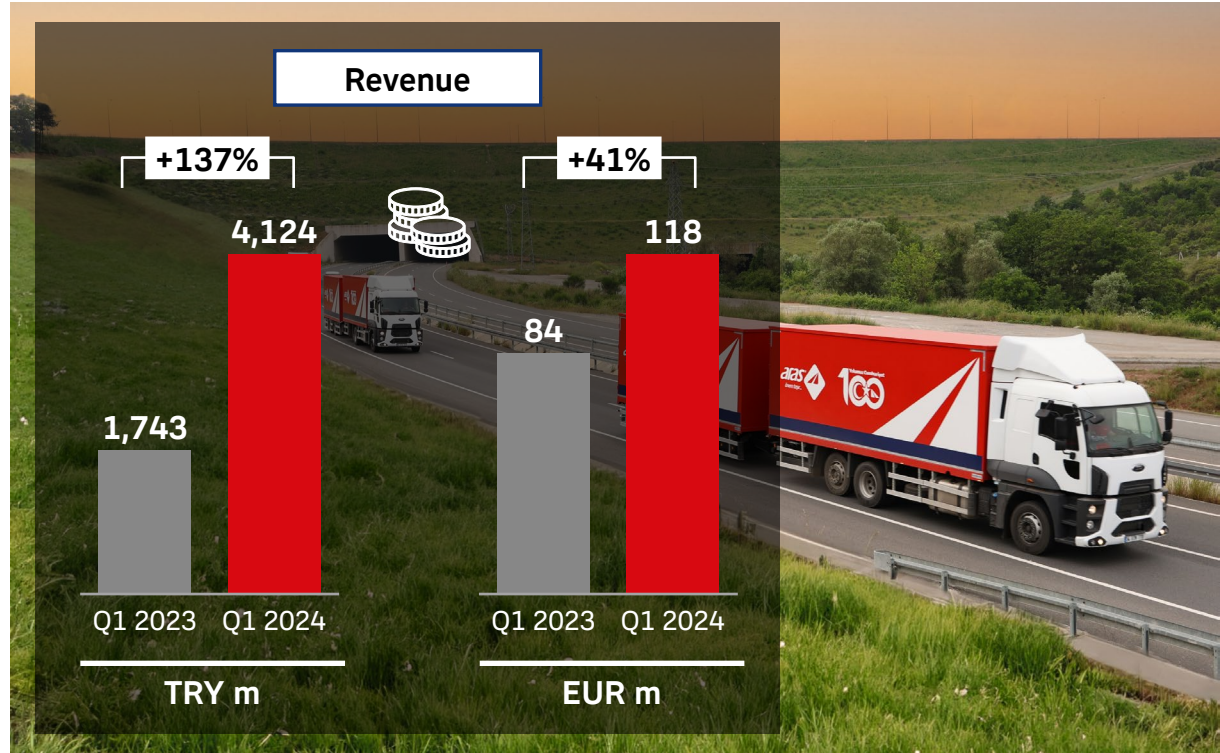
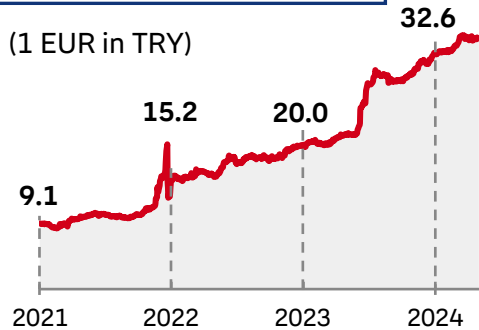
2 TÜRKIYE: POSITIVE OPERATIONAL BUSINESS DEVELOPMENT



Financial indicators

- Positive volume development (parcels and documents +6%) and TRY revenue development (+137%)
- EBIT margin above the Group average
- About 50% of cash on hand on the balance sheet in EUR/USD
- All investments and dividends financed by the company's own cash flow
- Good volume development in Azerbaijan

FX rate of the Turkish Lira



3 POSITIVE MOMENTUM DUE TO IMPROVED INTEREST-RATE ENVIRONMENT



31.12.2023 **31.03.2024**



Retail and digital bank



280,000

Customers
290,000



EUR 3.4bn

Balance sheet total
EUR 3.5bn



EUR 1.8bn

Credit volume
EUR 1.8bn

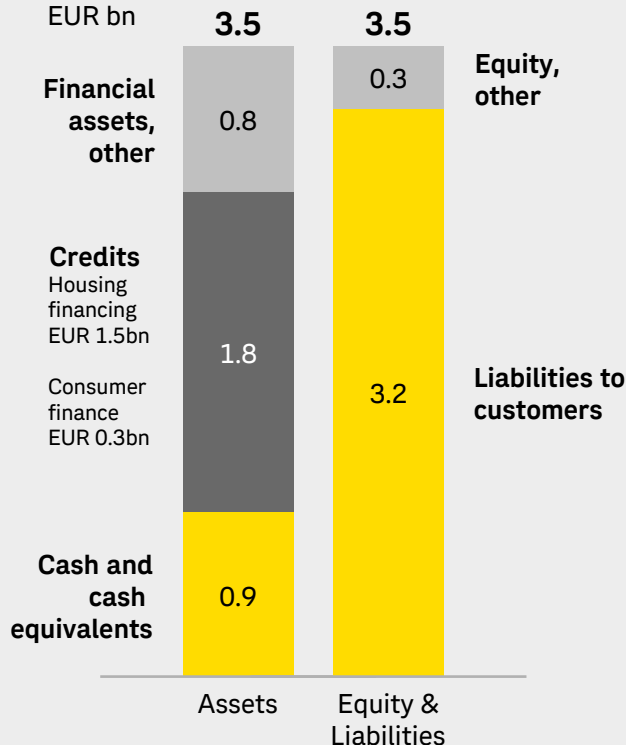


EUR 15.9m

Net interest income
EUR 26.0m

bank99 balance sheet total as at 31.03.2024

EUR bn



Top issues 2024

Migration of core banking systems

- Exit ING Orange Lion
- ONE customer-managing system TiGital Accenture
- Optimisation of processes
- Creation of omnichannel capability
- IT integration by autumn 2024

New products

- New current account models
- Optimised pricing
- Expanded offer in fixed savings
- New customer promotion with 3% interest

Growth

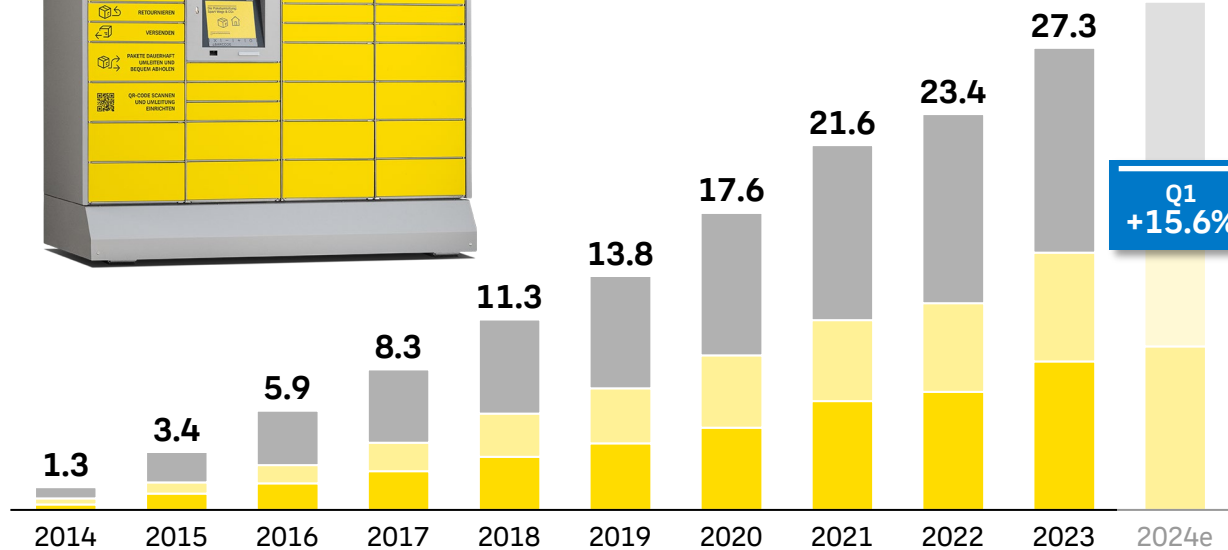
Commitment to sustainable, robust capitalisation to ensure continued growth

3 SELF-SERVICE SOLUTIONS ARE VERY POPULAR WITH POST CUSTOMERS



Volumes 24/7
(millions of items)

■ First Mile (send, return)
■ Last Mile (receive)



+1,000
LOCATIONS 2024/2025



650
Drop-off devices



75,267
Pick-up boxes



114,811
Lockers at pick-up stations

Q1
+15.6%

STRATEGY OF AUSTRIAN POST: AHEAD TO THE FUTURE



1 Defending market leadership and profitability in the core business



Sustainability, diversity and customer orientation as guideline for all activities

2 Profitable growth in near markets



3 Development of retail and digital offerings for private customers and SMEs

▶ STRATEGIC SUSTAINABILITY TARGETS 2030



Economy & Customers

- ▶ **Continuation of growth trend**
Revenue of EUR 3bn in 2030 based on steady parcel growth



Environment & Climate

- ▶ **Decarbonisation of logistics:**
 - 45% reduction of Scope 1 & 2 CO₂-emissions (2021-2030)
 - 25% reduction of target-related Scope 3 CO₂-emissions (2021-2030)
 - 100% carbon-free delivery in Austria by 2030 (Post AG)
 - Net-Zero by 2040 in Austria



People & Social

- ▶ **Top employer providing a safe and respectful work environment**
40% women in leadership positions





	Material Topics	Achieved in 2023
<p><u>Economy & Customers</u> Commercial success driven by sustainable and customer-focused services</p>	<ol style="list-style-type: none"> 1 Sustainable appearance & services 2 Sustainable mail & parcel products 3 Sustainable procurement 4 Sustainable governance & compliance 5 Stakeholder value 	<ul style="list-style-type: none"> ✓ Increase in shipments in self-service solutions +16% ✓ Compliance check: 230 suppliers audited ✓ Dividend EUR 1.78 (5.4% return)
<p><u>Environment & Climate</u> Decarbonisation of logistics thanks to environmental efficiency along the value chain</p>	<ol style="list-style-type: none"> 6 Green & efficient mobility 7 Green & efficient buildings 8 Resource-efficient processes 9 Circular economy 	<ul style="list-style-type: none"> ✓ CO₂ reduction in Austria: -5.9% ✓ 40% of our own delivery vehicles are electrically powered ✓ PV system output increased from 4.3 MWp to 9.4 MWp
<p><u>People & Social</u> Top employer providing a safe and respectful work environment</p>	<ol style="list-style-type: none"> 10 Corporate & work culture 11 Integrated diversity management 12 Occupational health & safety 13 Digital responsibility – data protection & data security 14 Social dialogue & partnerships 	<ul style="list-style-type: none"> ✓ Employee satisfaction improved from 2.7 to 2.3 ✓ Group-wide fluctuation down from 17.5 to 17.1 ✓ Increase in the proportion of women in leadership positions from 34.7% to 35.0%

▶ ESG INDICATORS



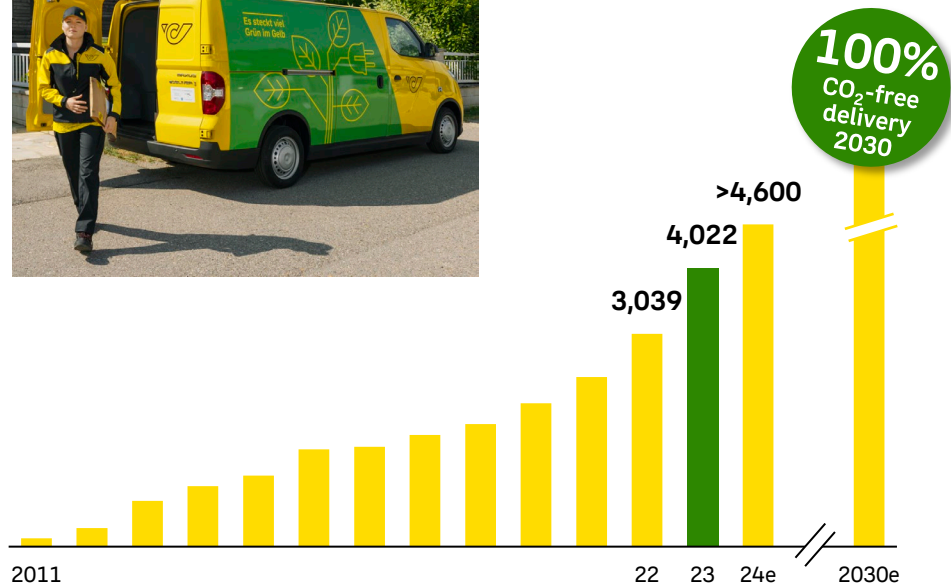
		2022	2023	Δ	
Environmental indicators¹					
CO ₂ e emissions (Scope 1–3, Post AG)	t CO ₂ e	91,135	85,772	-5.9%	Reduction in Austria through energy efficiency and e-mobility
CO ₂ e emissions (Scope 1–3, Group)	t CO ₂ e	233,853	232,587	-0.5%	Slight decline despite strong parcel growth
CO ₂ e emissions per shipment volume (Post AG)	kg CO ₂ e/m ³	19	16	-12.9%	CO ₂ reduction with increasing parcel quantities and volumes
E-vehicle fleet (Austria)	Number	3,039	4,022	+32.3%	
Employee indicators (Group)					
Percentage of female employees	FTE in %	28.6%	28.3%	-0.3pp	Steady increase in the number of women in leadership positions
Women in leadership positions	%	34.7%	35.0%	+0.3pp	
Employee turnover	Departures in %	17.5%	17.1%	-0.4pp	Occupational accidents decreased in the reporting period
Occupational accidents	Number	1,103	1,096	-0.6%	

¹ Calculation on the basis of the Greenhouse Gas Protocol A Corporate Accounting and Reporting Standard, Scope 3 excl. fuel and energy-related activities

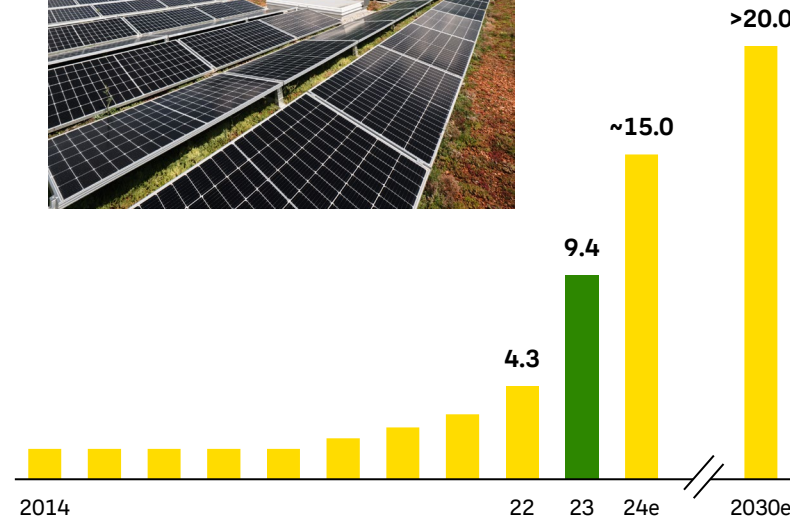
▶ EXPANSION OF E-VEHICLE FLEET AND PV FACILITIES IN PROGRESS



Ramp-up for e-vehicle fleet¹
(Number of vehicles)



Photovoltaic facilities¹
(Output in cumulative MWp)

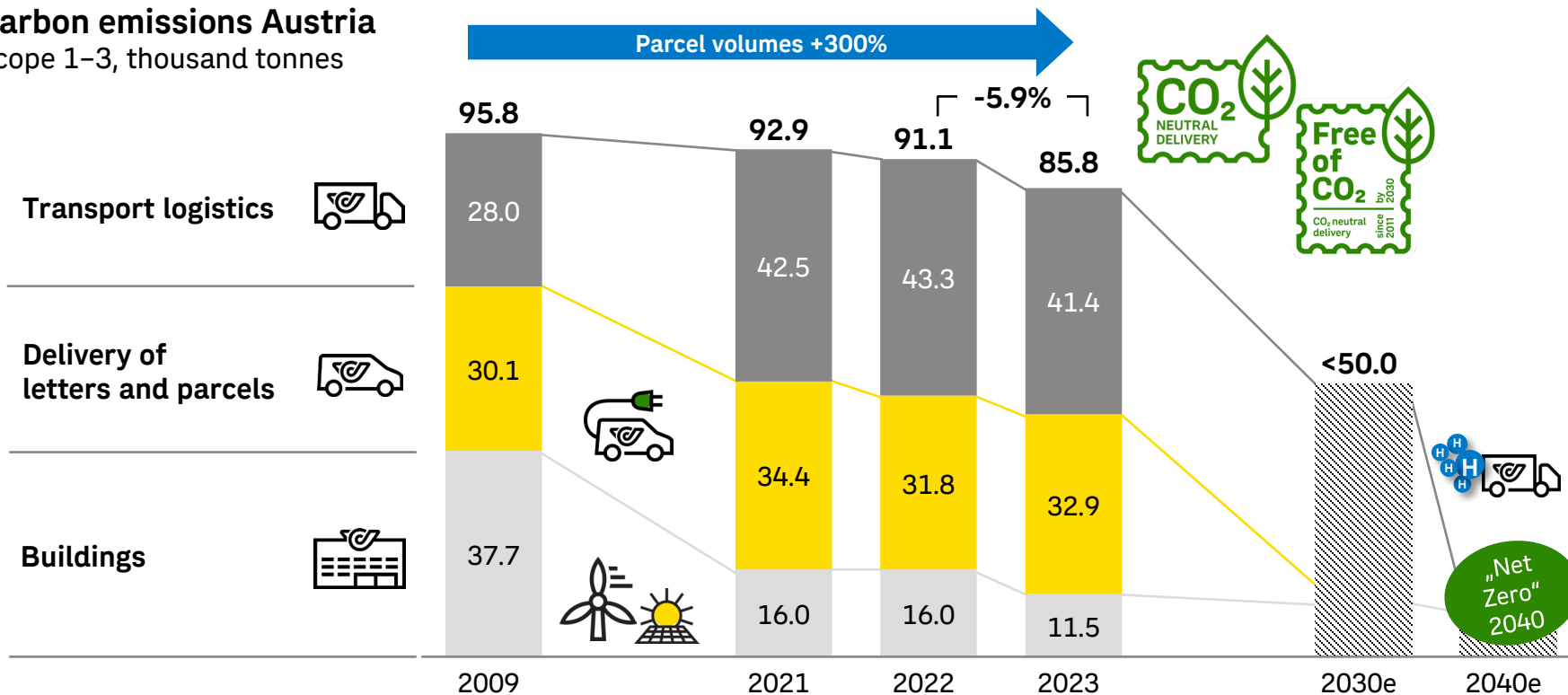


¹ Post AG

▶ DECARBONISATION – ROADMAP AUSTRIA



Carbon emissions Austria
Scope 1-3, thousand tonnes



Numbers of Austrian Post AG

INVESTOR PRESENTATION Investor Relations, June 2024


▶ DECARBONIZATION TARGETS IN THE POST GROUP



BUSINESS AMBITION FOR 1.5°C  

Decarbonisation Road to Paris

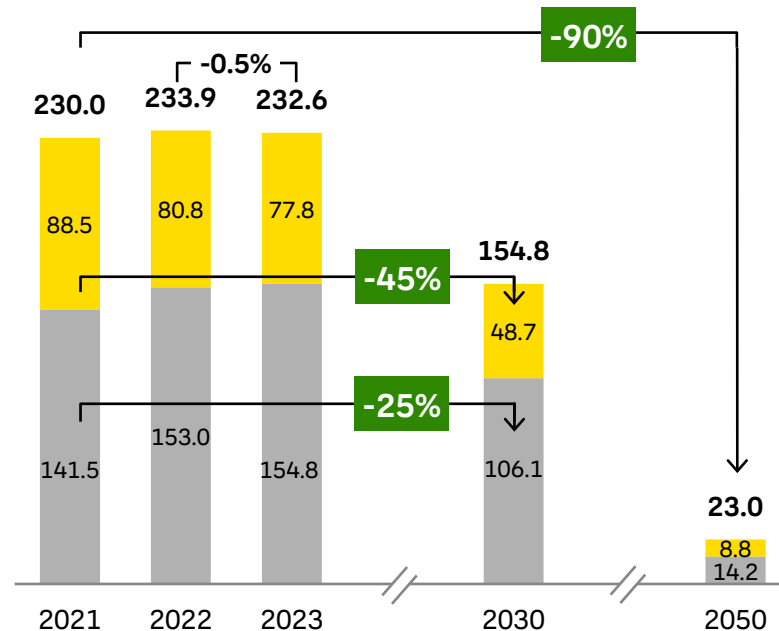
- 1
Improvement of operational efficiency
- 2
Expansion of E-vehicle fleet and E-fuel/hydrogen pilots
- 3
Purchase of Green Electricity and investments in own PV



Group carbon emissions

Direct emissions (Scope 1 und 2, thousand tonnes)

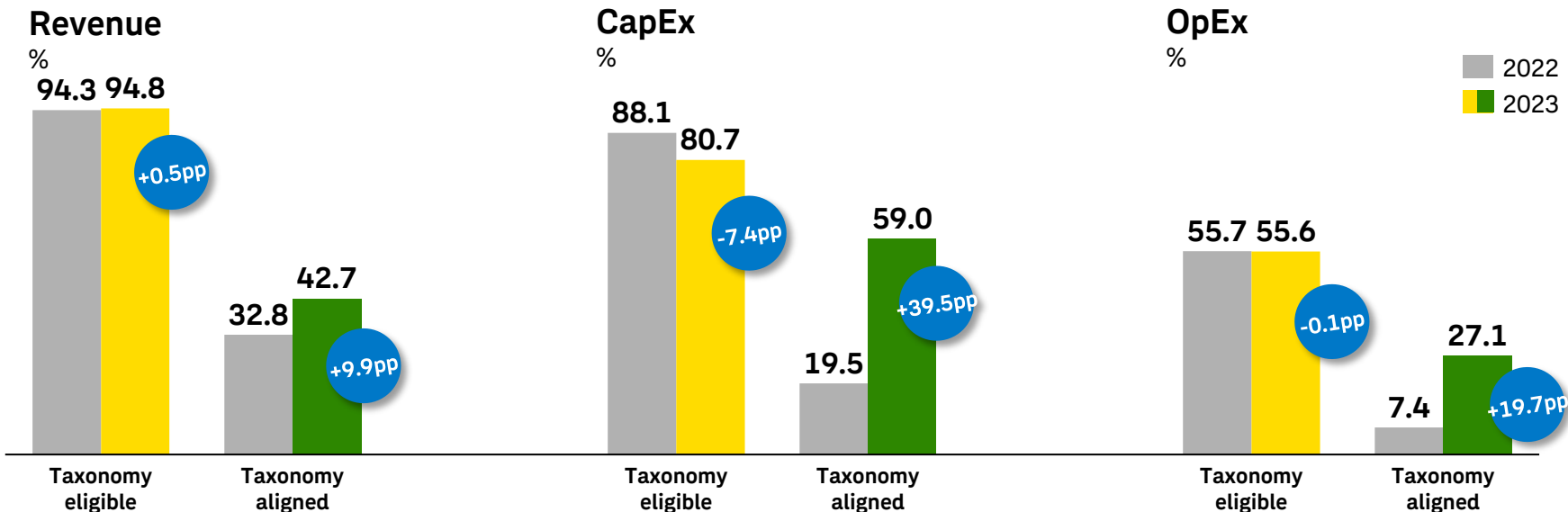
Indirect emissions (Scope 3, thousand tonnes)



▶ KEY FIGURES IN ACCORDANCE WITH THE EU TAXONOMY REGULATION

Increase in taxonomy alignment 2023:

Improvement in e-vehicles and improved verification for logistics buildings



▶ OUR ESG REPORTING IS "EXCELLENT"



General Reporting Standards



Universal standard



Sector standard

Climate Reporting Standards



Climate-related risks and opportunities



SCIENCE BASED TARGETS

Sustainability goals



Climate rating

Green Deal

EU Taxonomy

CSRD 2024

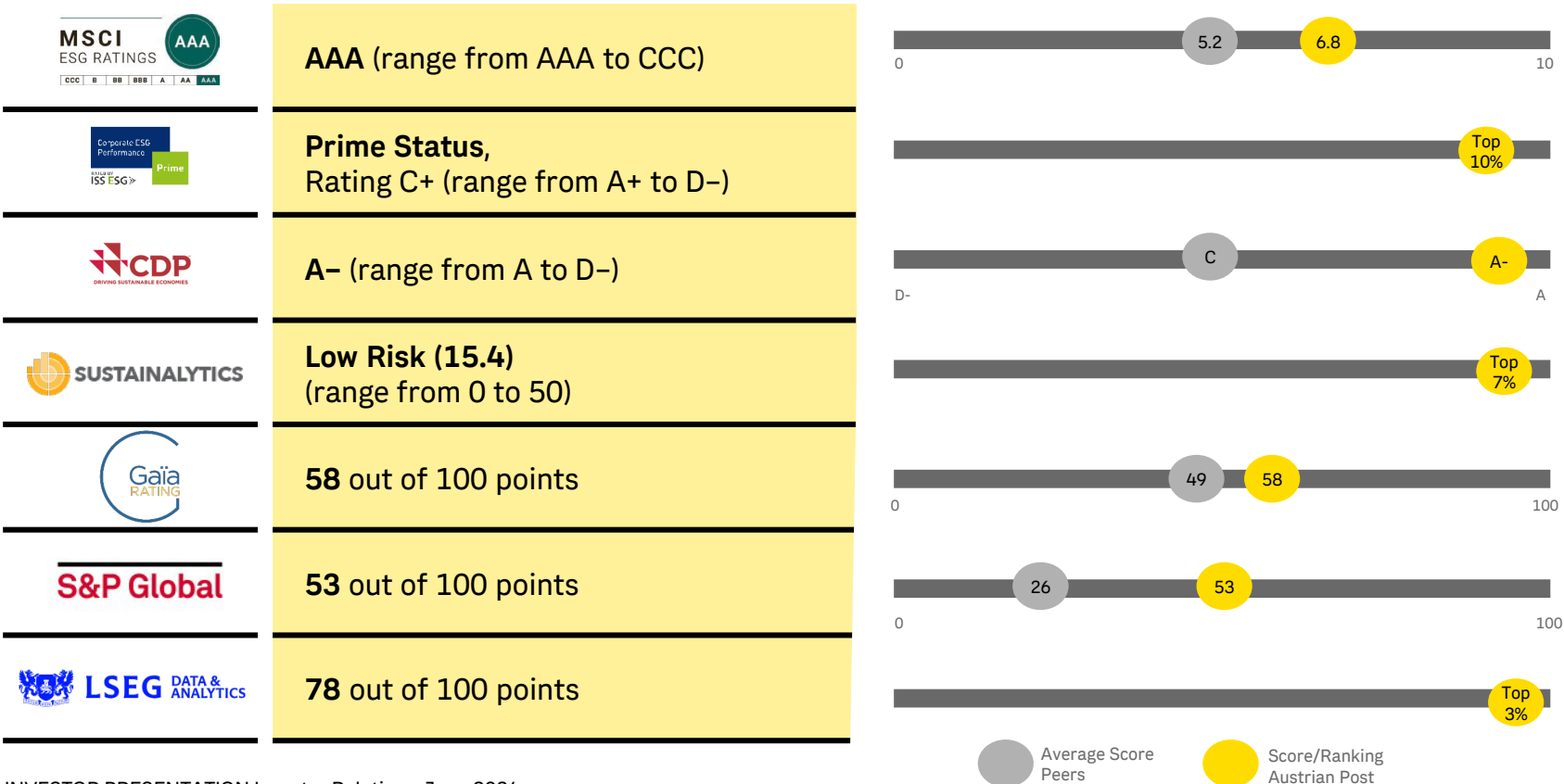
Sustainability reporting



2nd place at the Austrian Sustainability Reporting Award 2023

2nd place Effective Sustainability Communicator 2023 Austria

AUSTRIAN POST'S ESG RATINGS CONSISTENTLY AT A HIGH LEVEL





1. Highlights and Overview

2. Strategy Implementation

3. Group Results Q1 2024

4. Outlook



FINANCIAL INDICATORS AT A GLANCE



	Q1 2023	Q1 2024	
Revenue (EUR m)	664.7	758.6	Revenue up by 14.1%
EBITDA margin (%)	14.3	13.6	EBITDA margin of 13.6%
EBIT margin (%)	7.1	6.9	EBIT margin of 6.9% slightly lower YOY
Earnings/share (EUR)	0.46	0.59	Improved earnings per share of EUR 0.59
Cash flow (EUR m)	75.1	72.3	Operating free cash flow of EUR 72.3m

KEY INCOME STATEMENT INDICATORS



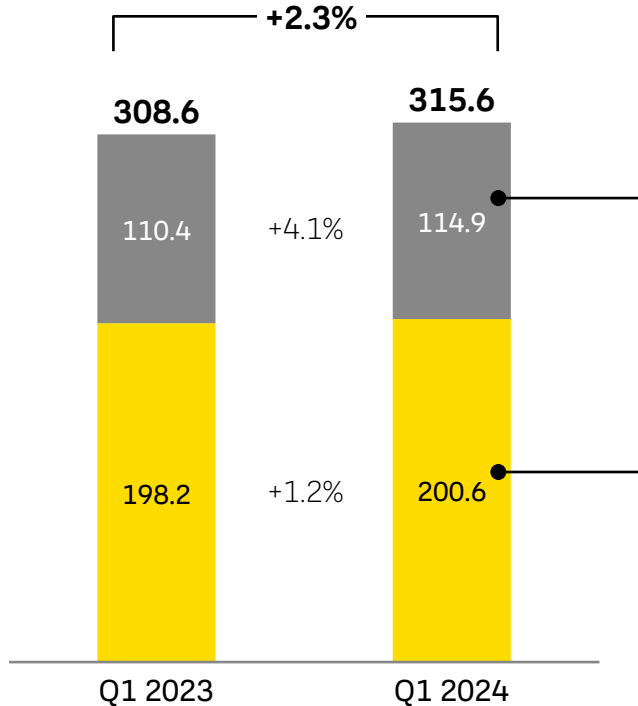
EUR m	Q1 2023	Q1 2024	%	Δ	
Revenue	664.7	758.6	14.1%	94.0	Positive revenue development in all operating divisions: Mail +2.3% Parcel & Logistics +23.2% Retail & Bank +26.0%
Other operating income	18.6	23.6	26.7%	5.0	
Raw materials, consumables and services used	-197.6	-224.3	-13.5%	-26.7	
Expenses from financial services	-1.9	-11.3	<-100%	-9.4	Increased interest expense due to deposits of bank99 customers
Staff costs	-299.8	-341.9	-14.0%	-42.1	Inflation triggers increase in fixed and variable costs (e.g. transport operations)
Other operating expenses	-91.3	-103.8	-13.7%	-12.5	
At equity consolidation	0.1	0.5	>100%	0.5	
Net monetary gain	2.4	1.9	-20.9%	-0.5	
EBITDA	95.1	103.4	8.7%	8.2	
<i>EBITDA margin</i>	<i>14.3%</i>	<i>13.6%</i>	-	-	
Depreciation, amortisation and impairment	-48.1	-51.0	-6.0%	-2.9	
EBIT	47.0	52.4	11.4%	5.3	EBIT up by 11.4% year-on-year
<i>EBIT margin</i>	<i>7.1%</i>	<i>6.9%</i>	-	-	Valuation effect for financial parameters relating to Aras Kargo option
Financial result	-3.4	1.3	>100%	4.7	
Income tax	-11.6	-12.0	-3.4%	-0.4	
Profit for the period	32.0	41.6	30.1%	9.6	Earnings per share of EUR 0.59 above the prior-year level
Earnings per share (EUR)	0.46	0.59	28.2%	0.13	



MAIL DIVISION: REVENUE DEVELOPMENT IN Q1 2024



Revenue development
EUR m



Direct Mail / Media Post

- Positive revenue development despite subdued advertising environment
- Several market segments are under pressure (furniture, mail order business)
- Consolidation in stationary retail trade impacts the advertising business

Letter Mail & Business Solutions

- Ongoing structural decline of letter mail volumes
- Positive effects of product and pricing measures
- Continuing decrease of international mail volumes



MAIL DIVISION: KEY INCOME STATEMENT INDICATORS



EUR m	Q1 2023	Q1 2024	%	Δ
Revenue	308.6	315.6	2.3%	7.0
• Letter Mail & Business Solutions	198.2	200.6	1.2%	2.5
• Direct Mail	79.2	81.4	2.8%	2.2
• Media Post	31.2	33.6	7.4%	2.3
Revenue intra-Group	1.1	1.0	-7.5%	-0.1
Total revenue	309.6	316.5	2.2%	6.9
EBIT	41.0	42.3	3.3%	1.3
<i>EBIT margin¹</i>	<i>13.2%</i>	<i>13.4%</i>	-	-

Product and postal rate adjustments compensate for letter mail volume decline

EBIT margin of 13.4% above the prior-year level

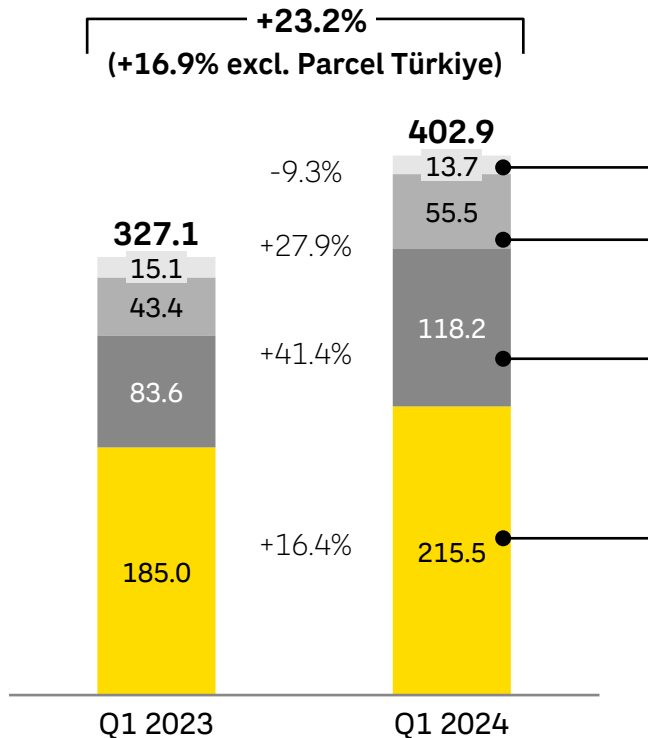
¹ EBIT margin in relation to total revenue



PARCEL & LOGISTICS DIVISION: REVENUE DEVELOPMENT IN Q1 2024

Revenue development

EUR m



Logistics Solutions/Consolidation

- Logistics services stable
- Negative consolidation effects

Parcel CEE/SEE

- Revenue: +27.9%
- Sharp increase in volumes from Asia

Parcel Türkiye

- Very good revenue development, increase by 41.4%
- Revenue increase driven by inflation and currency exchange rate

Parcel Austria

- Revenue up by 16.4%
- Positive volume development supported by volumes of smaller items from Asia



PARCEL & LOGISTICS DIVISION: KEY INCOME STATEMENT INDICATORS



EUR m	Q1 2023	Q1 2024	%	Δ		
Revenue	327.1	402.9	23.2%	75.8	Very positive volume and revenue development in all parcel regions	
• Parcel Austria	185.0	215.5	16.4%	30.4		
• Parcel Türkiye	83.6	118.2	41.4%	34.6		Revenue increase driven by inflation and exchange rate (hyperinflation accounting)
• Parcel CEE/SEE	43.4	55.5	27.9%	12.1		
• Logistics Solutions/Consolidation	15.1	13.7	-9.3%	-1.4		
Revenue intra-Group	0.2	0.1	-24.4%	0.0		
Total revenue	327.3	403.0	23.1%	75.7		
EBIT	16.7	24.2	44.9%	7.5	Earnings increase due to revenue growth	
<i>EBIT margin¹</i>	<i>5.1%</i>	<i>6.0%</i>	-	-		

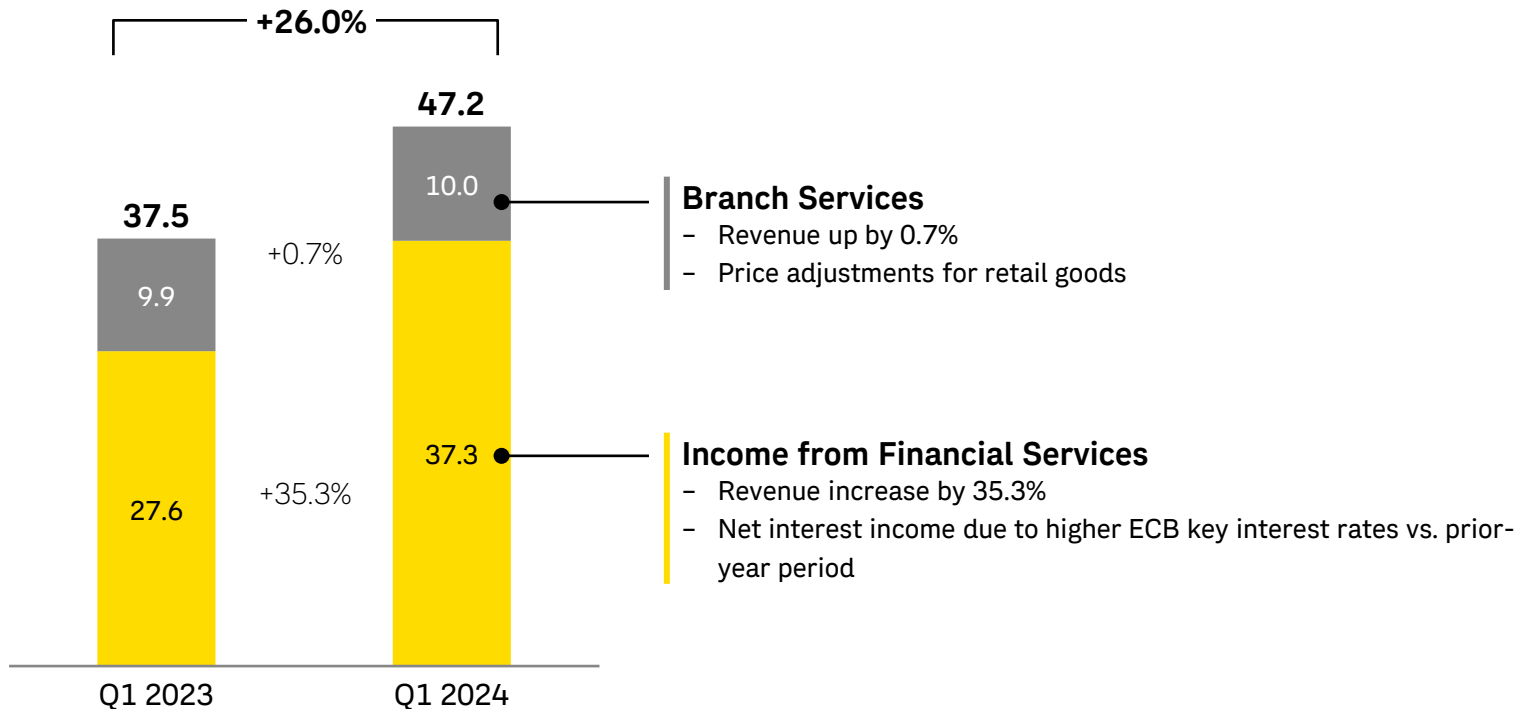
¹ EBIT margin in relation to total revenue



RETAIL & BANK DIVISION: REVENUE DEVELOPMENT IN Q1 2024



Revenue development
EUR m





RETAIL & BANK DIVISION: KEY INCOME STATEMENT INDICATORS

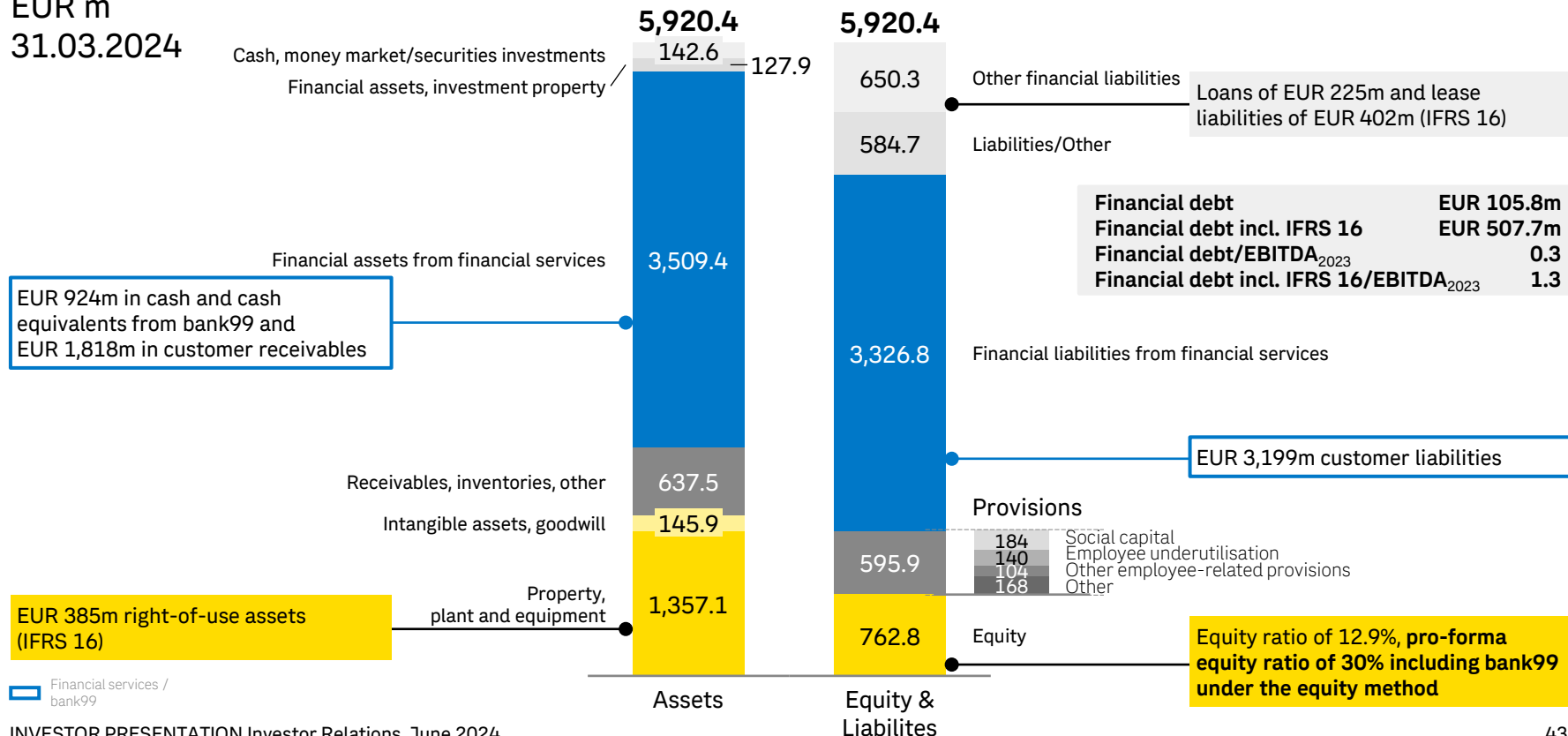


EUR m	Q1 2023	Q1 2024	%	Δ	
Revenue	37.5	47.2	26.0%	9.8	Income from Financial Services continues to be driven by higher key interest rates and customer growth
• Income from Financial Services	27.6	37.3	35.3%	9.7	
• Branch Services	9.9	10.0	0.7%	0.1	
Revenue intra-Group	47.4	50.5	6.6%	3.1	Earnings negatively impacted by special project for migration of core banking systems
Total revenue	84.9	97.8	15.2%	12.9	
EBIT	0.9	-2.7	<-100%	-3.5	

SOLID BALANCE SHEET AND FINANCING STRUCTURE



EUR m
31.03.2024

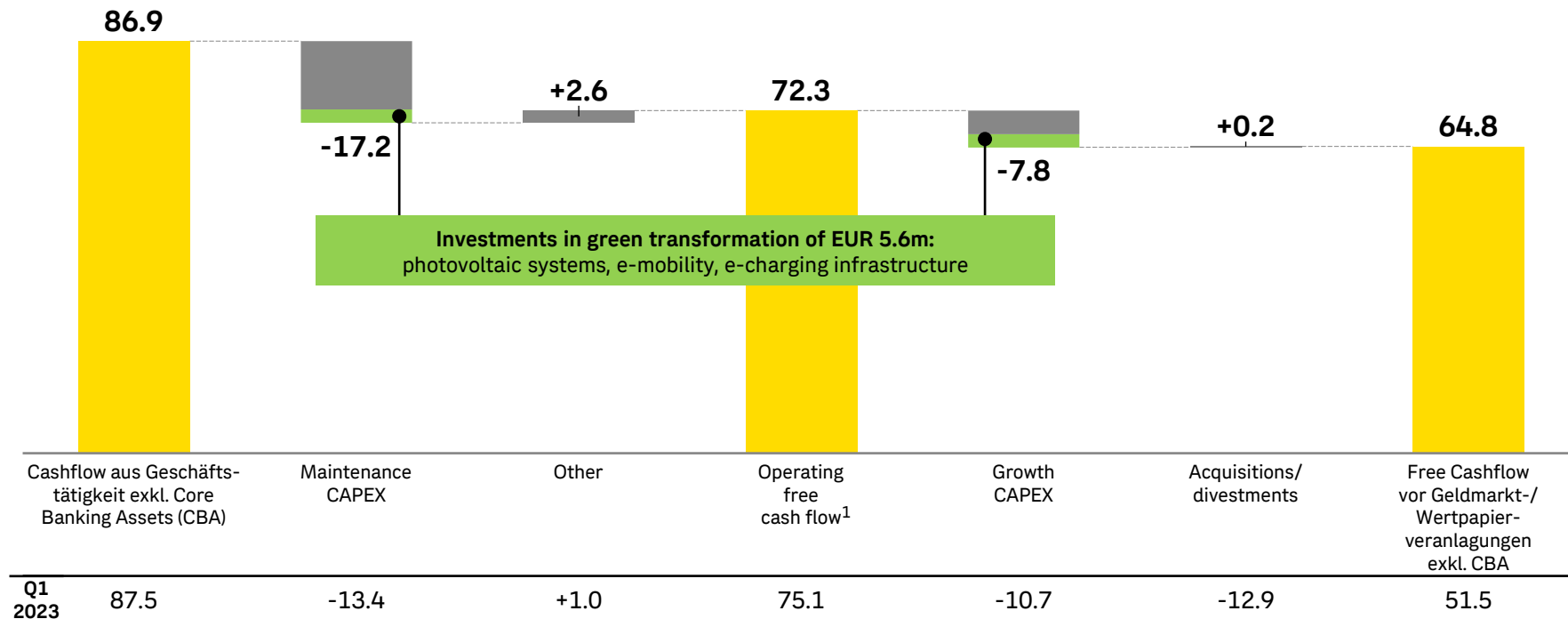


Financial services / bank99

OPERATING FREE CASH FLOW OF EUR 72M



EUR m



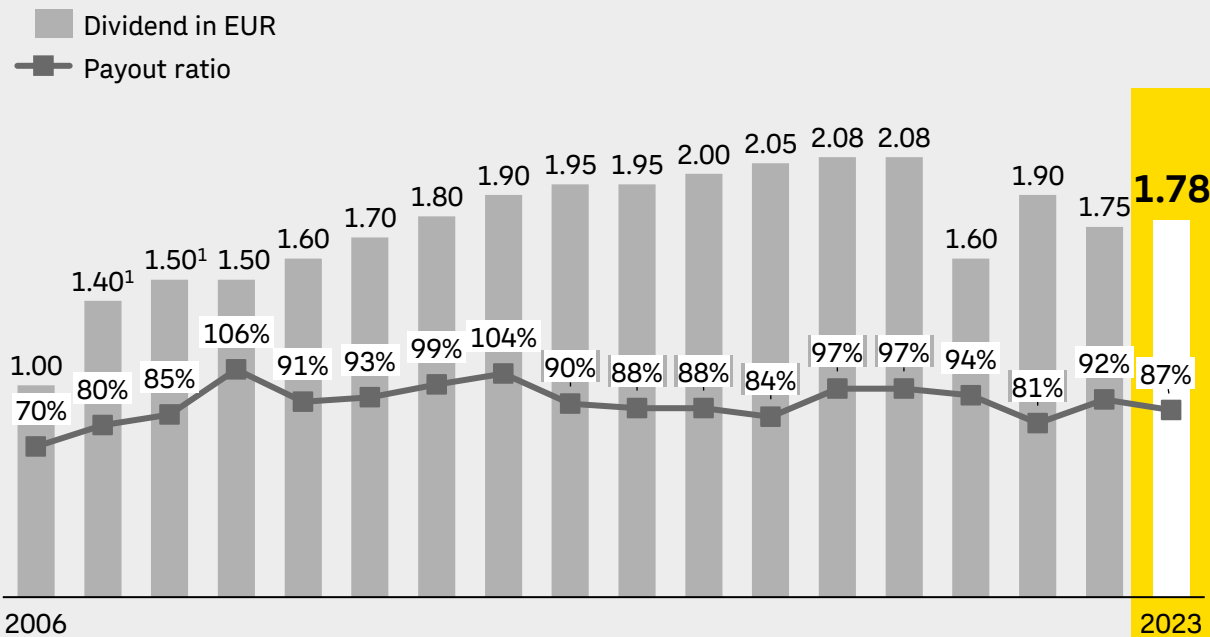
¹Free cash flow before acquisitions/securities/money market investments, growth CAPEX and core banking assets (CBA)

DIVIDEND POLICY



Continuation of attractive and predictable dividend policy

Dividends since IPO



Reliable dividend policy
Distribution of at least 75% of the Group net profit



¹ Excl. EUR 1.00 special dividend



1. Highlights and Overview

2. Strategy Implementation

3. Group Results Q1 2024

4. Outlook



OUTLOOK FOR 2024



Market environment

- Low forecasts for international growth and unfavourable purchase behaviour of customers
- Decline of letter mail and direct mail, growing parcel volumes



Revenue

- Expected positive revenue development: growth in the mid single-digit range
 - Mail Division: assumption of largely stable revenue
 - Parcel & Logistics: revenue growth at least in the upper single digit range (growth strongly depends on the exchange rate of the Turkish Lira)
 - Retail & Bank: single digit revenue growth



Capital Expenditure

- Capital investment needs in 2024:
 - Maintenance CAPEX of EUR 70-80m
 - EUR 40-50m for the green transformation
 - Growth CAPEX of EUR 30m



Earnings

- Cost discipline and efficiency to ensure stability
- EBIT target at least at the same level as last year, modest increase in case of stable macroeconomic environment

CONTACT



Austrian Post

Investor Relations

Rochusplatz 1, 1030 Vienna

Website: post.at/investor

E-mail: investor@post.at

Phone: +43 57767-30400

Financial calendar 2024

07 August 2024

06 November 2024

Half-Year Report 2024

Interim Report Q1-3 2024

Disclaimer

This presentation contains forward-looking statements, based on the currently held beliefs and assumptions of the management of Austrian Post, which are expressed in good faith and, in their opinion, reasonable. These statements may be identified by words such as “expectation” or “target” and similar expressions, or by their context. Forward-looking statements involve known and unknown risks, uncertainties and other factors, which may cause the actual results, financial condition, performance, or achievements of Austrian Post, or results of the postal industry generally, to differ materially from the results, financial condition, performance or achievements expressed or implied by such forward-looking statements. Given these risks, uncertainties and other factors, recipients of this document are cautioned not to place undue reliance on the forward-looking statements. Austrian Post disclaims any obligation to update these forward-looking statements to reflect future events or developments.

Österreichische Post AG (Austrian Post) | Legal form: limited company under Austrian law | Registered seat in the Municipality of Vienna | Commercial register number: FN 180219d of the Commercial Court of Vienna. This presentation can contain legally protected and confidential information and is protected by copyright. The reproduction, dissemination or duplication of this presentation, either in part or as a whole, requires the express written permission of Austrian Post.